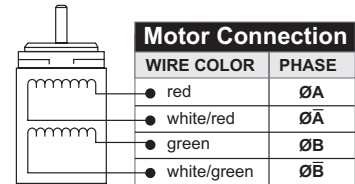


LINEAR SIZE 14

1.8° HYBRID LINEAR ACTUATOR



Part Number	Max Thrust lbf (N)	Phase Current Amps	Number of Leads	Phase Resistance ohms	Phase Inductance mH	BackLash inches (mm)	Length inches (mm)	Weight oz (g)
MH2-1414-L[X]*	50 (222)	0.75	4	5.3	7.9	0.005 (0.127)	1.352 (34.36)	4.0 (113.4)

*Specify Screw Type

LEAD SCREWS

Available screw types:

- Screw A 0.00125" Travel/Full Step
- Screw B 0.000625" Travel/Full Step
- Screw C 0.0003125" Travel/Full Step
- Screw D 0.00015625" Travel/Full Step

Linear Actuator is non-captive style. Consult factory regarding external and captive shaft versions.

STANDARD LENGTHS

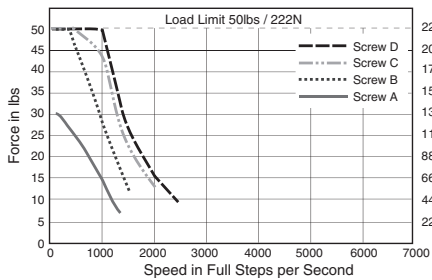
The NEMA 14 Linear Actuator comes standard with a 6" (152.4mm) screw length plus the mounting end thread.

CUSTOM LENGTHS

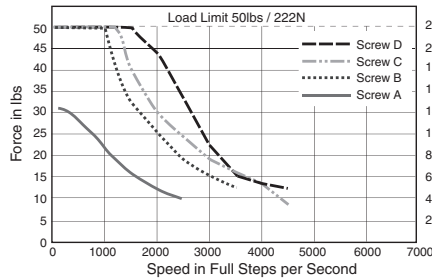
Custom lengths up to 24.0" are available. Custom length screws do not include a mounting end thread.

FORCE-SPEED CURVES

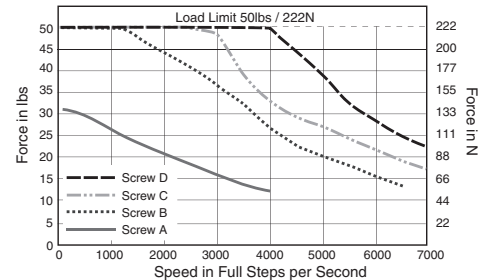
12 VDC



24 VDC



45 VDC



MECHANICAL SPECIFICATIONS

Dimensions in Inches (mm)

