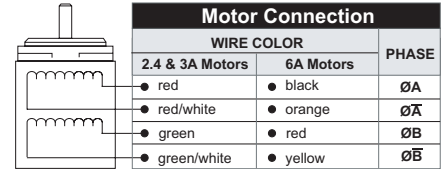


STEPPER SIZE 23

1.8° ENHANCED HYBRID STEPPING MOTOR

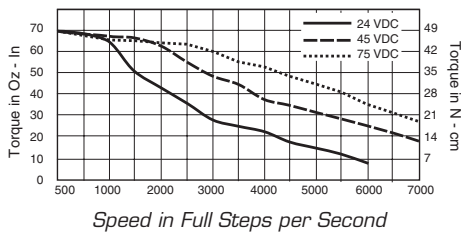


Part Number	Holding Torque oz-in (N-cm)	Phase Current Amps	Number of Leads	Phase Resistance ohms	Phase Inductance mH	Detent Torque oz-in (N-cm)	Rotor Inertia oz-in-sec ² (kg-cm ²)	LMax Length inches (mm)	Weight oz (g)
2.4 Amp: M-2218-2.4S	90 (64)	2.4	4	0.95	2.4	3.9 (2.7)	0.00255 (0.18)	1.77 (45)	16.9 (480)
2.4 Amp: M-2222-2.4S	144 (102)	2.4	4	1.2	4.0	5.6 (3.9)	0.00368 (0.26)	2.13 (54)	21.2 (600)
2.4 Amp: M-2231-2.4S	239 (169)	2.4	4	1.5	5.4	9.7 (6.9)	0.0065 (0.46)	2.99 (76)	35.3 (1000)
3.0 Amp: M-2218-3.0[X]*	90 (64)	3.0	4	0.65	1.5	3.9 (2.7)	0.00255 (0.18)	1.77 (45)	16.9 (480)
3.0 Amp: M-2222-3.0[X]*	144 (102)	3.0	4	0.85	2.6	5.6 (3.9)	0.00368 (0.26)	2.13 (54)	21.2 (600)
3.0 Amp: M-2231-3.0[X]*	239 (169)	3.0	4	0.95	3.36	9.7 (6.9)	0.0065 (0.46)	2.99 (76)	35.3 (1000)
6.0 Amp: M-2218-6.0[X]*	100 (71)	6.0	4	0.16	0.47	2.0 (1.4)	0.0017 (0.12)	1.75 (44.5)	16.6 (470)
6.0 Amp: M-2222-6.0[X]*	150 (106)	6.0	4	0.19	0.73	3.0 (2.1)	0.00397 (0.28)	2.2 (56)	24.7 (700)
6.0 Amp: M-2231-6.0[X]*	257 (181)	6.0	4	0.23	1.04	5.0 (3.5)	0.0068 (0.48)	3.09 (78.5)	35.3 (1000)

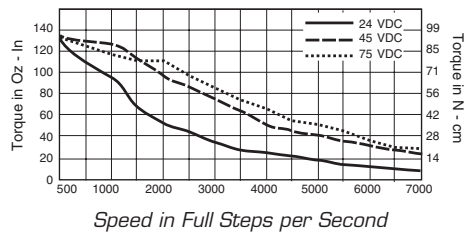
*Specify S for Single Shaft; D for Double Shaft

TORQUE-SPEED CURVES

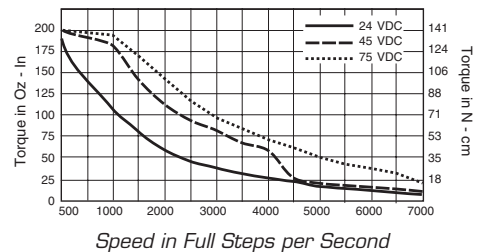
M-2218-2.4, 2.4 Amps RMS



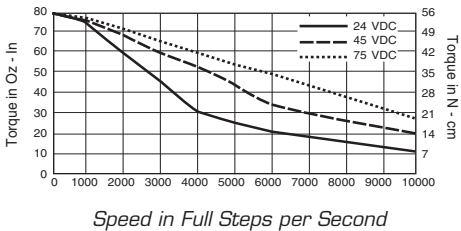
M-2222-2.4, 2.4 Amps RMS



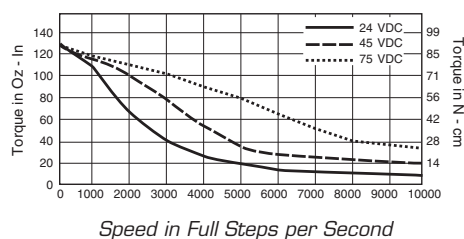
M-2231-2.4, 2.4 Amps RMS



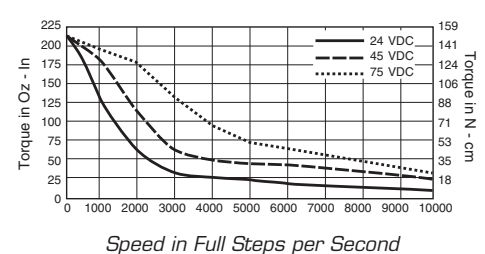
M-2218-3.0, 3.0 Amps RMS



M-2222-3.0, 3.0 Amps RMS



M-2231-3.0, 3.0 Amps RMS



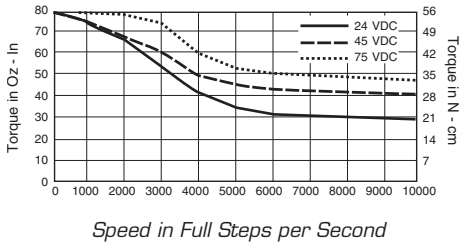
STEPPER SIZE 23

1.8° ENHANCED HYBRID STEPPING MOTOR

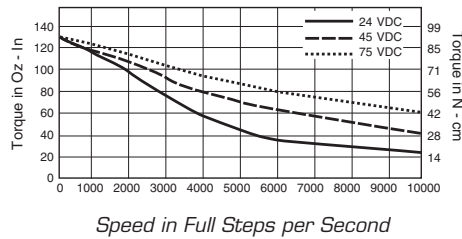
Motor Connection		
WIRE COLOR		PHASE
2.4 & 3A Motors	6A Motors	
● red	● black	ØA
● red/white	● orange	ØA'
● green	● red	ØB
● green/white	● yellow	ØB'

TORQUE-SPEED CURVES continued

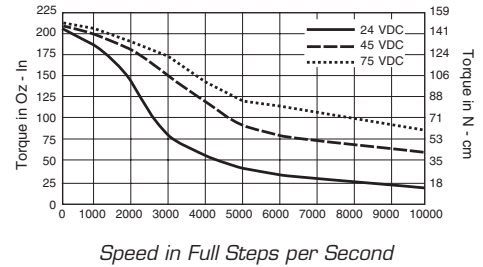
M-2218-6.0, 6.0 Amps RMS



M-2222-6.0, 6.0 Amps RMS



M-2231-6.0, 6.0 Amps RMS



MECHANICAL SPECIFICATIONS

Dimensions in Inches (mm)

