



IB462 IB463

HIGH PERFORMANCE MINIATURE BIPOLAR STEPPING MOTOR DRIVERS

FEATURES

- Low Cost
- Single Supply
- High Input Voltage (+40 V)
- High Output Current (2.0/3.5 Amps)
- Isolated Inputs
- 20 kHz Chopping Rate
- On-Board Phase Logic
- PC or Chassis Mountable
- Extremely Small Size
- Full or Half Step



DESCRIPTION

Intelligent Motion Systems has succeeded in developing a line of miniature high performance stepper motor drivers for today's quality minded, price sensitive market. Recognizing the wide variety of needs in a rapidly growing motion market, IMS has responded with some of the smallest, low cost stepper drives available today.

IMS has included features usually found only in the larger, more expensive drives – single supply, optically isolated inputs, half and full step, and a chopping rate of over 20 kHz that eliminates audible noise.

Their small size make the IB462 and IB463 ideal for PC board mounting, but they can also be frame or chassis mounted and will accept O.200/O.196 center connectors or plug type terminal strips.

IB462 DRIVER

The IB462 packs a powerful 160 watts into less than 8.6 cubic inches. The driver will effortlessly output up to 2 Amps per phase.

The IB462 operates from +12 to +40 Volts. This high voltage allows for greater speeds at higher torque without resorting to expensive drives or larger motors.

The driver comes standard with sourcing inputs, but is also available in a sinking input (-S) version which eliminates the need to interface additional circuitry.

The high efficiency of the IB462 chopper drive, along with its miniature size, makes it ideally suited to replace the less efficient L/R drives. In addition, the low cost and off-the-shelf availability of the IB462 permits an immediate, cost effective solution to an in-house design.

IB463 DRIVER

With an output capability of up to 3.5 Amps per phase, the IB463, which is only slightly larger than the IB462, can deliver 1.4 times more power.

Although the IB463 circuit fits into an area of less than 10.7 cubic inches, it is capable of delivering a powerful 230 watts!

The IB463 comes standard with sourcing inputs, but is also available in a sinking input (-S) version which eliminates the need to interface additional circuitry.

The IB463 is ideal for those applications requiring more power, but where size and cost are still important factors.

ELECTRICAL SPECIFICATIONS

Input Voltage	+12 to +40 VDC
Drive Current Per Phase	
IB462	0.1 to 2.0 Amps
IB463	0.1 to 3.5 Amps
Logic Input Current to Opto (Typical)	7.0 mA
Step Frequency (Max)	40 kHz

PIN ASSIGNMENTS

PIN	FUNCTION	PIN	FUNCTION
1	Enable	7	Ground
2	Logic Ground (Opto Supply*)	8	+V
3	Half/Full Step	9	Phase B
4	Step Clock	10	Phase /B
5	Direction	11	Phase /A
6	Current Adjust	12	Phase A

*Sinking Input (-S) version.

TEMPERATURE

Storage	-40 to +125° C
Operating	0 to +50° C
Case (Max)**	+70° C

**External heat sink may be required to maintain case temperature.

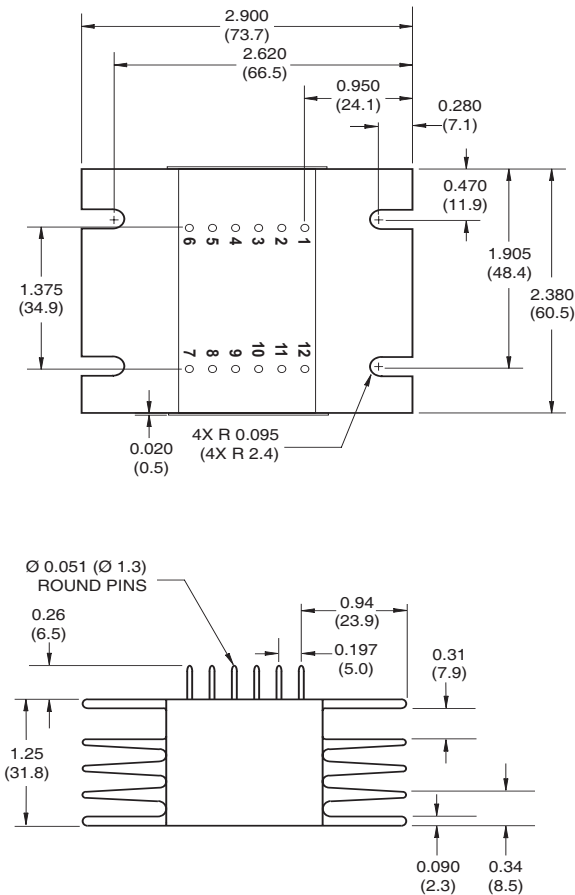
ORDER INFORMATION

Name	Part Number
Bipolar Stepping Motor Driver	IB462 or IB463
Sinking Inputs	add -S to basic part #
Isolating Thermal Pad	TI-462 or TI-463
Non-Isolating Thermal Pad	TN-462 or TN-463
Interface Board	OPT140
Heat Sink	H-4X
Snap-on Terminal Strips	TS-6

MECHANICAL SPECIFICATIONS

Dimensions in Inches (mm)

IB462



IB463

