



INTELLIGENT MOTION SYSTEMS, INC.

Excellence in Motion™

# MX-CC600-000 DEVICENET PROGRAMMER

FOR MICROLYNX WITH DEVICENET

## QUICK REFERENCE



370 N. MAIN ST., PO BOX 457, MARLBOROUGH, CT 06447  
PH: (860) 295-6102, FAX: (860) 295-6107  
Internet: www.imshome.com, E-Mail: info@imshome.com

### MicroLYNX DeviceNet Programmer Quick Reference Guide

The primary function of this Quick Reference Guide is to acquaint the user with the specifications and configuration of the MicroLYNX DeviceNet Programmer. More information is available in the MicroLYNX manual saved in Acrobat PDF format on the IMS Product CD, shipped with the product. It also may be downloaded from the IMS web site at <http://www.imshome.com>.

### Introduction and Description

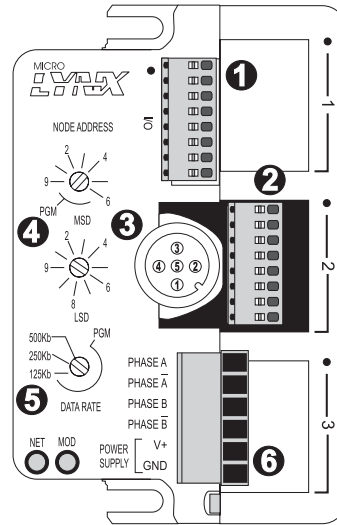
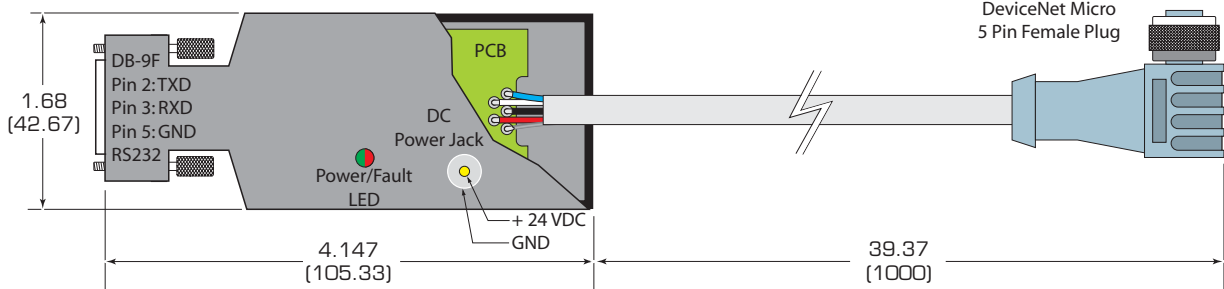
The MicroLYNX DeviceNet Programmer is a cable consisting of a powered RS232 converter with a DB-9F plug to connect to the customer's PC Comm port, with a 5 Pin DeviceNet Port Micro 5 Pin Female Plug on the other end. This cable's sole use is for communicating with the MicroLYNX DeviceNet.

The cable is approximately 39.37" [1 meter] long. The MicroLYNX DeviceNet Programmer has a power jack for the user to connect to an external power source. The operating voltage is +24 VDC.

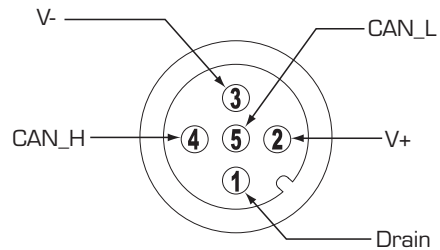
**WARNING!** The MicroLYNX DeviceNet Programmer may only be used on a single MicroLYNX DeviceNet for communication purposes. It is **NOT** intended to be used as an interface with DeviceNet. **NEVER** connect the MicroLYNX DeviceNet Programmer to the DeviceNet Buss or damage may occur to the DeviceNet system.

### MicroLYNX DeviceNet Programmer Details

Dimensions in Inches (mm)



- 1 I/O Connector
- 2 Encoder Connector
- 3 DeviceNet Connector
- 4 Address Select Switches
- 5 Data Rate Select Switch
- 6 Motor/Power



5 Pin DeviceNet Micro Male Jack

The MicroLYNX DeviceNet is specifically designed to conform with ODVA Volume II, Release 2.0 Errata 3 as a Position Controller [Device Type 16].

- Node Address MSD and LSD switch-selectable on front panel.
- Data Rate switch-selectable on front panel.
- Conforms to the Predefined Master/Slave Connection Set as a group 2 Slave.
- Supports Poll IO and Explicit Messaging.
- Included GUI to aid in configuration and EDS file.
- No support for UCMM.