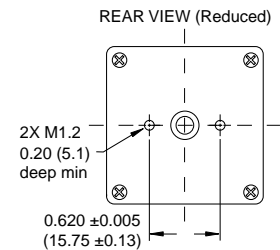
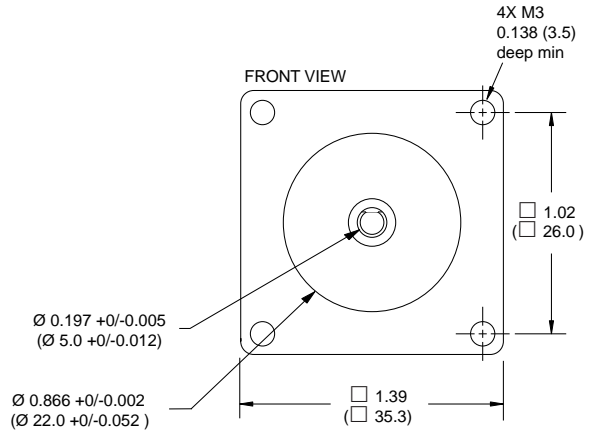
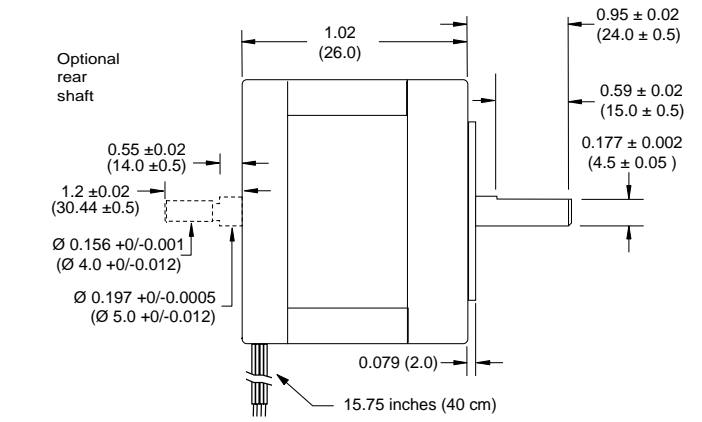


Quick Reference **NEMA size 14 1.8°**
2-phase stepper motor



Mechanical Specifications
Dimensions in inches (mm)



Notes and Warnings

Installation, configuration and maintenance must be carried out by qualified technicians only. You must have detailed information to be able to carry out this work.

- Unexpected dangers may be encountered when working with this product!
- Incorrect use may destroy this product and connected components!

For more information, go to www.imshome.com

Specifications

0.75 Amp motors		Single length
Part number		M-1410 - 0.75 • (1)
Holding torque	oz-in	10
	N-cm	7
Detent torque	oz-in	1.4
	N-cm	1.0
Rotor inertia	oz-in-sec ²	0.00017
	kg-cm ²	0.012
Weight	oz	4.2
	grams	120
Phase current	amps	0.75
Phase resistance	ohms	4.3
Phase inductance	mH	4.0

(1) Indicate S for single-shaft or D for double-shaft. Example M-1410-0.75S

Wiring and Connections

Signals and wire colors	
Phase A	Black
Phase /A	Green
Phase B	Red
Phase /B	Blue

Part numbers

Example:	M - 1 4 1 0 - 0 . 75 S
Stepper motor frame size M - 14 = NEMA 14 (1.4"/36 mm)	M - 1 4 1 0 - 0 . 75 S
Motor length 10- = single stack	M - 1 4 1 0 - 0 . 75 S
Phase current 0.75 = 0.75 Amps	M - 1 4 1 0 - 0 . 75 S
Shaft S = single, front shaft only D = double, front and rear shafts	M - 1 4 1 0 - 0 . 75 S

Torque-speed performance

Measured at 0.75 Amps RMS

